



Ref: SH0023

Version: 1.0

Title – RecoverWi5SD Utility

Made By: KE 25/04/14 (Issue 1)

Question – How can I recover the data from a Wi5 SD Card which I suspect has become corrupted?

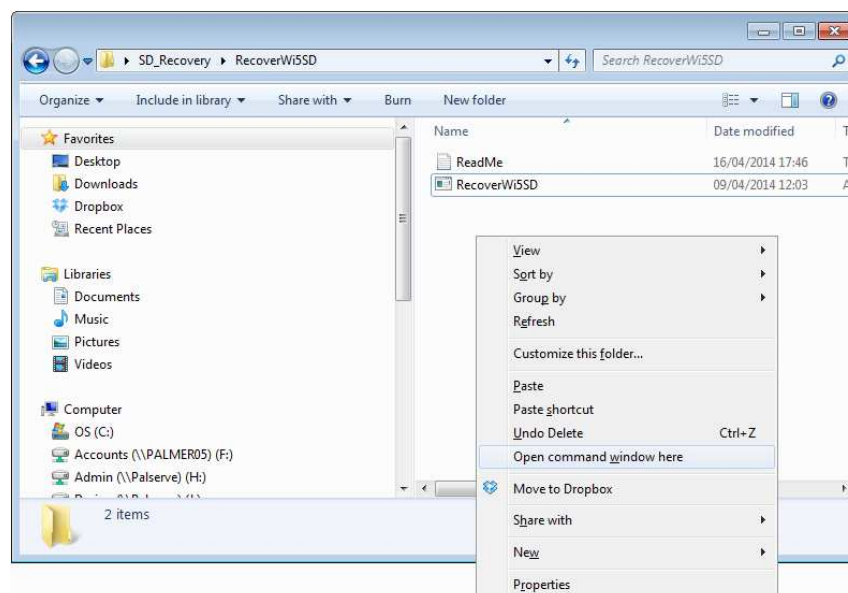
If the MicroSD card is removed from a Wi5 units without correctly powering down the unit or making the SD card 'safe' by using the button on the PCB, there is a chance that some files on the SD card may be corrupted.

By using the **RecoverWi5SD** utility, it may be possible to recover this lost data. This utility can be downloaded from the HWM-Water website;

<http://www.hwm-water.com/support/>

To use the Utility;

1. Create a new folder on your PC to store the recovered files.
2. Copy the application file **RecoverWi5SD.exe** to the newly created folder.
3. Open a command window in the new folder. (Tip: Hold the SHIFT Key while Right-Clicking in the folder window if you are using WIN7 or WIN8)



4. Insert the SD card in a card reader connected to the PC, or use the PC's internal reader.



Ref: SH0023

Version: 1.0

Title – RecoverWi5SD Utility

Made By: KE 25/04/14 (Issue 1)

5. Execute the application as follows.

RecoverWi5SD X yyyyymmdd YYYYMMDD

Where: **X** is the drive letter of the SC card. (Use Windows Explorer to check this)

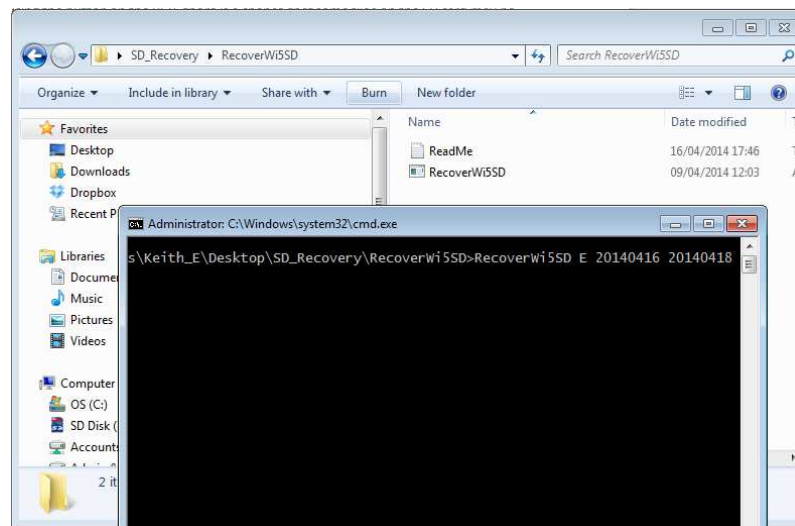
yyyyymmdd is the start date of the data to recover.

YYYYMMDD is the end date of the data to recover.

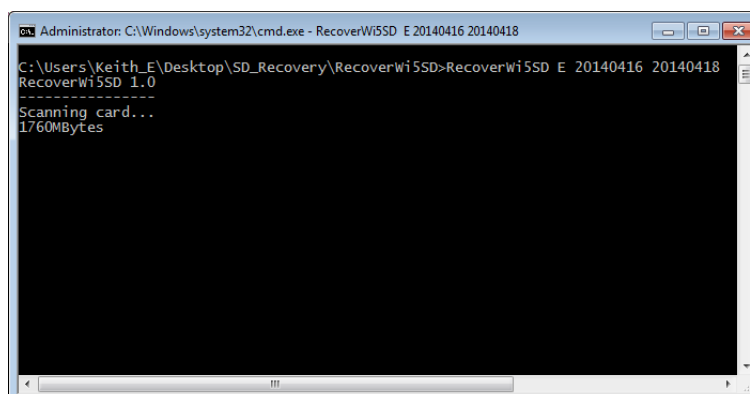
E.g.

RecoverWi5SD K 20140101 20140331

will recover all the data found on the K drive between 01-Jan-2014 and 31-Mar-2014.



6. The application will scan the whole card looking for Wi5 data records.





Ref: SH0023

Version: 1.0

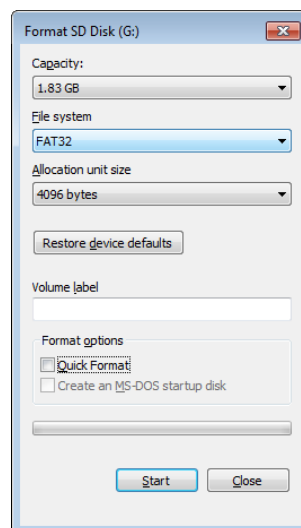
Title – RecoverWi5SD Utility

Made By: KE 25/04/14 (Issue 1)

- Found records will be stored as one file for each day, with the filename in the format **yyyymmdd.txt**. After scanning the card the records within each file will be sorted into time order. The whole process will take up to 20 minutes. No changes will be made to the SD card.



- If you wish to run the application again, then first move or delete any previously recovered files.
- To re-use the SD card, fully re-format the card (FAT32 Format) before re-fitting to the Wi5 unit. (Using Windows Explorer, Right-Click on the SD Card Drive letter and select 'Format')



The RecoverWi5SD Utility is suitable for WIN XP, WIN7 32/64 and WIN8 32/64 (Not WIN RT)

Document History:

Edition	Date of Issue	Modification	Notes
1	25/04/14	1 st Release	